

Product Data Sheet

GlassGuard® IP65 T5 Fluorescent Open-Rated Twin Luminaires



Safer Lighting Solutions

Number of Lamps: x2
Wattage: 35 W
Stock Code: IP6535THF/S



Product Description

IP65 luminaire with open light distribution. Body and top made of non-flammable GRP. Fitted with GlassGuard BlackBand® fragment retention lamps.

Product Features

- No diffuser covers to clean or replace
- No clips or small working parts that can break off or be lost
- Fitted with GlassGuard BlackBand® to IEC 61549 industry compliant fragment retention lamps
- Emergency option available
- Lighting control option available

Product Benefits

- Significantly reduces the risk of glass and plastic contamination from accidental lamp breakage
- Significantly reduces maintenance costs
- Passes BRC Global Standard for Food Safety and all other food safety management system audits to a high level
- T5 fluorescent lamp technology provides up to 45% energy savings over conventional T8
- 90% lumen maintenance with 20,000 hours standard service life
- High efficiency with up to 100% light output ratio compared to typically 70% with enclosed luminaires
- Fast payback period

Applications

- Suitable for all food process and packaging environments
- Also suitable for beverage, storage, distribution and warehouses

Mounting Method

- Direct to ceiling or wall (vertical and horizontal)
- With clip kit for suspended installation (available on request)
- Trunking rail

Caution Notice

Lamps must be replaced at the end of their rated life



GlassGuard® is a trading division of Fotolec Technologies Ltd
Registered No 1460169 England

www.glassguard.co.uk | T: +44 (0) 1842 763 752 | E: sales@glassguard.co.uk

Issue 1 (Sep-15)

Product Data Sheet



Safer Lighting Solutions

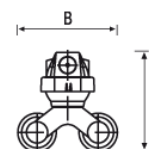

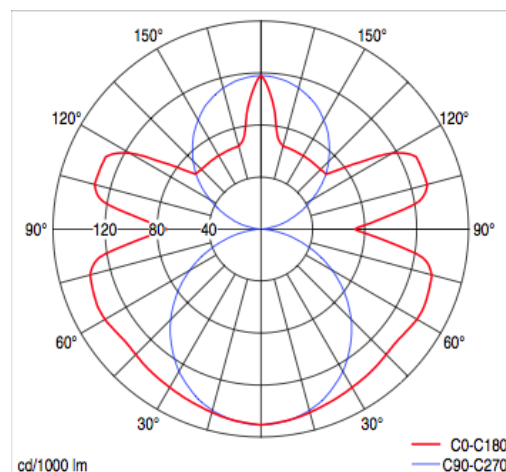
GlassGuard® IP65 T5 Fluorescent Open-Rated Twin Luminaires

Number of Lamps: x2
Wattage: 35 W
Stock Code: IP6535THF/S



Technical Data

Voltage	220-240 V
Frequency	50 .. 60 Hz
Lamp	T5
Wattage	2 x 35 W
Ballast	Electronic
Dimming Level	-
CELMA	A2
Lambda	0.98
Connect Load	77.5 W
Total Luminous Flux*	6,600
LOR	105%
Luminaire Efficacy	89 lm/W



Dimensions (mm)

Weight

L	B	H	D	D1	KG
1527	126	126	1400	1300	1.5

Operating Height Range

Up to 6 metres

*Maximum luminous flux is achieved after the lamps have been in operation for a minimum of 100 hours.

Luminous flux is subject to temperature changes. Please consult your GlassGuard® representative for advice on the most suitable luminaire

